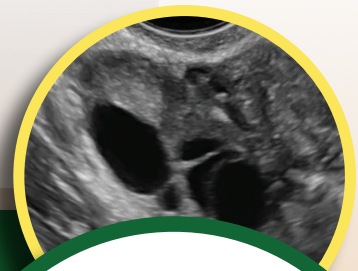
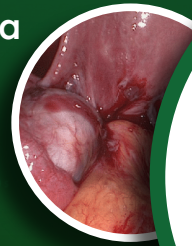


Endometriosis Ultrasound Workshop

- 📍 3rd Park Hospital, Nairobi, Kenya
- ✉ training@3rdparkhospital.com
- ☎ (+254) 0730 819 900




17th - 19th
April

2024

Endo-Scan Africa



Endo-Scan Africa is an organization dedicated to reducing the delay in the non-surgical diagnosis of endometriosis among reproductive age women in sub-Saharan Africa by developing the capacity of reproductive health practitioners in Africa to provide specialized ultrasound for endometriosis using an evidence-based approach.



Vision

Endo-Scan Africa envisions a future where reproductive-age women in sub-Saharan Africa no longer face delays in the non-surgical diagnosis of endometriosis. Our vision is one of empowerment, where timely and accurate diagnosis leads to improved reproductive health outcomes and enhanced quality of life for women across the region.

Mission

To revolutionize the landscape of reproductive health in sub-Saharan Africa by equipping generations of practitioners with the skills and knowledge to provide specialized ultrasound for endometriosis. Through evidence-based practices and collaborative efforts, we strive to reduce the burden of undiagnosed endometriosis and transform the lives of women in the region.

EndoScan Africa stands as a beacon of hope in the fight against endometriosis, a menstrual cycle-dependent chronic condition that affects millions of women worldwide. Our organization is dedicated to addressing the pressing need for early and accurate diagnosis of endometriosis among reproductive-age women in sub-Saharan Africa.

Endometriosis, characterized by pelvic pain and infertility, remains a significant health challenge, with an estimated 176 million women affected globally. In sub-Saharan Africa, the lack of access to specialized diagnostic tools has perpetuated delays in diagnosis and hindered effective management of the condition.

At EndoScan Africa, we bring together a diverse and passionate team of specialists in endometriosis ultrasound. Our collective expertise drives our efforts to improve the utilization of specialized ultrasound techniques for early detection and diagnosis. By empowering healthcare professionals with advanced training and resources, we aim to break down barriers to care and ensure that women receive the support and treatment they deserve.

Endometriosis Ultrasound Workshop Invitation Letter



It is with great pleasure and enthusiasm that I extend a warm welcome to each of you as we embark on an exciting journey together at 3rd Park Hospital Nairobi, a state-of-the-art training hospital committed to pushing the boundaries of healthcare excellence and innovation.

As we join forces, we become integral contributors to a facility that not only embraces cutting-edge medical practices but also fosters a culture of continuous learning and growth. At 3rd Park Hospital, we believe in the power of knowledge, teamwork and compassionate care to redefine the standards of healthcare.

Our commitment to excellence is reflected in the advanced training programs, state-of-the-art facilities, and the diverse expertise of our dedicated staff. We are not just a hospital; we are a community of healthcare professionals striving to make a difference in the lives of our patients and advance the frontiers of medical science.

Once again, welcome to 3rd Park Hospital Nairobi. We are excited about the incredible journey ahead between **3rd Park Hospital** and **Endo-Scan Africa(ESA)** and we look forward to witnessing the positive impact we will collectively make in the world of healthcare.

Meet the Team



Meet the Faculty



Day 1 - 17th April, 2024

TIME	TOPIC	FACULTY
0800 - 0820 Hrs	Welcome, Announcements and Housekeeping, Pretest	
0820 - 0840 Hrs	State of Endometriosis in Africa	Dr. Joseph Njagi/ Dr. Kingsley Agholor
0840 - 0910 Hrs	Basics on the diagnosis of endometriosis: history taking, clinical exams, imaging, laparoscopy	Dr. Charles Muriuki/ Dr. Raj Dodia
0910 - 0940 Hrs	How does a normal pelvic TVS appear?	Dr. Joseph Njagi
0940 - 1010 Hrs	Concept/Roadmap of advanced gynecological ultrasound for endometriosis: Definition, Informed consent, Patient counseling, Techniques & Capacity building challenges	Dr. Uche Menakaya
1010 - 1030 Hrs	Networking Break	
1030 - 1100 Hrs	Endometriosis Ultrasound: The IDEA consensus – Sonography Overview, compartmental overview, measurement of lesions, domain approach	Dr. George Condous
1100- 1130 Hrs	Transvaginal Ultrasound Diagnosis of Adenomyosis	Dr. Harald Krentel
1130 - 1200 Hrs	Adnexa, Endometrioma and differential diagnosis	Dr. Agnieszka Kotlarz
1200- 1225 Hrs	Soft markers: ovarian mobility and side specific tenderness	Dr. Dalia El Haieg
1225 - 1250 Hrs	Evaluation of the pelvic organs mobility – Sliding sign (POD and uterovesical space)	Dr. Kingsley Agholor
1300 - 1400 Hrs	Lunch Break	
1400 - 1435 Hrs	Anterior compartment: UT Endometriosis – bladder, ureter, kidney	Dr. Alin Constantin
1435 - 1515 Hrs	Understanding the ultrasound machine: A Practical approach – Machine Menu and knobology, Machine maintenance training, Probe sterilisation and maintenance.	GE Tech
1530 - 1700 Hrs	Live Ultrasound from the experts (before the hands-on part of the course)	
1700 - 1810 Hrs	Mannequin Hands-on: Handling, Orientation and manipulation of TV probes with 2 Pelvic Phantoms Participants into 5 groups with focus on <ul style="list-style-type: none"> o Going from anterior fornix to posterior fornix. o Understanding the concept of gel SVG o Assessing the posterior pelvic compartment with phantoms o Assessing the anterior rectal wall and rectovaginal septum 	

Day 2 - 18th April, 2024

TIME	TOPIC	FACULTY
0800 - 0835 Hrs	Posterior compartment: bowel endometriosis	Dr. Yamal Patel
0835 - 0910 Hrs	Posterior compartment: USL, torus uterinus, vagina, RVS	Dr. Susanne Johnson
0910 - 0940 Hrs	Superficial endometriosis	Dr. Tom Holland
0940 - 1010 Hrs	Lateral compartment: parametrium endometriosis and pelvic nerves	Dr. Gabor Szabo
1010 - 1040 Hrs	Extra pelvic endometriosis: abdominal wall, umbilical, inguinal – a challenging Diagnosis	Dr. Vimee Bindra
1040 - 1100 Hrs	Networking Break	
1100 - 1120 Hrs	Enhanced ultrasound techniques: sonovaginography, 3D, transrectalsonography, color Doppler, sonopodography, sonoelastography	Dr. Caterina Exacoustos
1120- 1140 Hrs	MRI for endometriosis – when and how?	Dr. Wendaline van Burren
1140 - 1300 Hrs	Challenge your skills – videos	Dr. Joseph Njagi
1300 - 1400 Hrs	Lunch Break	
1400 - 1530 Hrs	Live Ultrasound from the experts: Divide participants into groups based on number of experts on site	
1530 - 1700 Hrs	Hands on endometriosis ultrasound on live models - scanning for endometriosis in live models with special focus on <ul style="list-style-type: none"> o Identifying the posterior pelvic compartment and transiting the TV probe from the anterior to the posterior compartment. o Eliciting the sliding sign for POD obliteration o Recognizing normal and abnormal rectal and rectosigmoid bowel wall 	
1700 - 1800 Hrs	Panel discussions and certificate presentation + Group Photo	
1800 - 2000 Hrs	Social dinner / Get together.	

Day 3 - 19th April, 2024

TIME	TOPIC	FACULTY
0800 - 0830 Hrs	Role of ultrasound when planning the surgery	Dr. Gernot Hudelist
0830 - 0910 Hrs	Classification and staging of endometriosis #ENZIAN, rASRM, AAGL, EFI	Dr. Jörg Keckstein
0910 - 1700 Hrs	Live ultrasound from the OR and live surgery Between surgeries: <ul style="list-style-type: none">o Case discussionso Sample caseso Report of the findingso Tea breaks and Lunch	

Our Sponsor



GE HealthCare




Dr. Hani Youssef
GM Women Health Ultrasound
Emerging Markets

Our Partners



Coastal Specialist Clinic
...making pregnancy and safe childbirth possible



For Your **Information**

Amenities

Hospital WiFi
Tea & Lunch
Writing Materials

It is our pleasure to ensure that your stay with us is nothing short of exceptional

Accommodation

To enjoy your stay in Nairobi contact any of this Hotels in the vicinity

Concord Hotel: reservations@theconcordhotels.com or +254711111333

Crystal Apartments: +254725588724

Hennessis Hotel: info@hotelhennessis.com or +254 701 111 844

Laziz Suites: reservations@lazizsuites.com +254797777786

Dining Experience

Indulge your palate with the exquisite culinary offerings around the hospital

**Ronalo foods, Red Ginger Hotel
Diamond Plaza, Park Inn by Radisson
Ibis Hotel, Golden Tulip
Villa Rossa Kempinski
and many more.**

Exceptional Services

From seamless check-in at JKIA:

- You can request Uber services available from airport to your accommodation.
- We can also organize an easy pick up from the airport and drop off at a cost.
- The hotels are close to the hospital. You can use Uber or Public vehicles (be careful of your belongings while using public transport).
- For ease of communication you can buy a kenyan sim card easily.

Welcome to Kenya

www.3rdparkhospital.com

Training@3rdparkhospital.com

+254730819900 | +254728820805 | +254725128573 | +254720587071

9th floor, PMC Building, 3rd Parklands Avenue, Parklands, Nairobi, Kenya